

1 Name of Listed Entity : RAJPUTANA INVESTMENT & FINANCE LTD

2 Scrip Code/Name of Scrip/Class of Security : BSE : 539090 Equity shares
CSE : 28089

3 Share Holding Pattern Filed under : Reg. 31(1)(a) / Reg. 31(1)(b) / Reg. 31(1)(c)

- a) If under 31(1)(b) then indicate the report for year ending 31-03-2017
b) If under 31(1)(c) then indicate date of allotment/extinguishment NA

4 Declaration: The Listed entity is required to submit the following declaration to the extent of submission of information :-

	Particulars	Yes*	No*
1	Whether the Listed Entity has issued any partly paid up shares?	-	NO
2	Whether the Listed Entity has issued any Convertible Securities or Warrants?	-	NO
3	Whether the Listed Entity has any shares against which depository receipts are issued?	-	NO
4	Whether the Listed Entity has any shares in locked-in?	-	NO
5	Whether any shares held by promoters are pledge or otherwise encumbered?	-	NO


* If the Listed Entity selects the option 'No' for the questions above, the columns for the partly paid up shares, Outstanding Convertible Securities/Warrants, depository receipts, locked-in shares, No of shares pledged or otherwise encumbered by promoters, as applicable, shall not be displayed at the time of dissemination on the Stock Exchange website. Also wherever there is 'No' declared by Listed Entity in above table the values will be considered as 'Zero' by default on submission of the format of holding of specified securities.

5 The tabular format for disclosure of holding of specified securities is as follows:-



TABLE - I (SUMMARY STATEMENT HOLDING OF SPECIFIED SECURITIES AS ON 31-03-2017)

Category (I)	Category of Shareholders (II)	Nos. of Shareholders (III)	No. of fully paid up equity shares held (IV)	No. of partly paid up equity shares held (V)	No of shares underlying Depository Receipts (VI)	Total Nos. of Shares held (VII)=(IV)+(V)+(VI)	Shareholding as a % of total No. of shares (calculated as per SCRR, 1957) (VIII) As a % of (A+B+C2)	No. of Voting Rights held in each class of securities (IX)			No. of share underlying outstanding convertible securities (including warrants) (X)	Shareholding as a % assuming full conversion of convertible securities (As a % of diluted share capital) (XI)=(VII)+(X)	No. of locked in shares (XII)			No. of equity shares held in dematerialized form (XIV)
								Class eg: x	Class eg: y	Total			Total as a % of (A+B+C)	No. (a)	As a % of total shares held (b)	
(A)	Promoter & Promoter Group	3	27650	-	-	27650	2.514	27650	-	27650	2.514	-	-	-	27650	
(B)	Public	511	1072350	-	-	1072350	97.486	1072350	-	1072350	97.486	-	-	-	1000000	
(C)	Non Promoter - Non Public															
(C1)	Shares underlying DRs															
(C2)	Shares held by Employee Trusts															
	Total	514	1100000	-	-	1100000	100.000	1100000	-	1100000	100.000	-	-	-	1027650	



RAJPUTANA INVESTMENT & FINANCE LTD

Table II - Statement showing Shareholder pattern of the Promoter And Promoter Group as on 31-03-2017

Sl. No.	Category & Name of the Shareholders (I)	PAN (II)	No. of Shareholders (III)	No. of fully paid up equity shares held (IV)	Partly paid up equity shares held (V)	No of shares underlying Depository Receipts (VI)	Total Nos. shares held (VII) = (IV) + (V) + (VI)	Shareholding % (calculate as per SCRR, 1957) As a % of (A+B+C2) (VIII)	No. of Voting Rights held in each class of securities (IX)			No. of share underlying convertible securities (including warrants) (X)	Shareholding as a % assuming full conversion of convertible securities (As a % of diluted share capital) (XI)=(VII)+(X) as a % of (A+B+C2)	No. of locked in shares (XII)		No. of shares pledged or otherwise encumbered (XIII)		No. of equity shares held in dematerialized form (XIV)
									Class eg: x	Class eg: y	Total			Total as a % of (A+B+C)	No. (a)	No. (b)	No. (a)	
1	Indian Individuals / Hindu Undivided Family		3	27650	-	-	27650	2.514	27650	2.514	-	2.514	-	-	-	-	-	27650
(a)	SUDARSHAN PRASAD SINGH	ATAPS4266P	1	12500	-	-	12500	1.136	12500	1.136	-	1.136	-	-	-	-	-	12500
	SANTOSH KUMAR SINGH	AAXHS7327H	1	10050	-	-	10050	0.914	10050	0.914	-	0.914	-	-	-	-	-	10050
	SANJAY PRADHAN	AULPP3181H	1	5100	-	-	5100	0.464	5100	0.464	-	0.464	-	-	-	-	-	5100
(b)	Central Government / State Government (s)		-	-	-	-	-	-	-	-	-	-	-	-	-	-	-	-
(c)	Financial Institutions / Banks		-	-	-	-	-	-	-	-	-	-	-	-	-	-	-	-
(d)	Any Other (Specify)		-	-	-	-	-	-	-	-	-	-	-	-	-	-	-	-
(e)	Bodies Corporate		-	-	-	-	-	-	-	-	-	-	-	-	-	-	-	-
2	Foreign Individuals (Non Resident Individuals / Foreign Individuals)		-	-	-	-	-	-	-	-	-	-	-	-	-	-	-	-
(a)	Government		-	-	-	-	-	-	-	-	-	-	-	-	-	-	-	-
(b)	Institutions		-	-	-	-	-	-	-	-	-	-	-	-	-	-	-	-
(c)	Foreign Portfolio Investor		-	-	-	-	-	-	-	-	-	-	-	-	-	-	-	-
(d)	Any Other (specify)		-	-	-	-	-	-	-	-	-	-	-	-	-	-	-	-
(e)	Sub Total		-	-	-	-	-	-	-	-	-	-	-	-	-	-	-	-
	Total Shareholding of Promoter and Promoter Group (A) = (A) (1)+(A) (2)		3	27650	-	-	27650	2.514	27650	2.514	-	2.514	-	-	-	-	-	27650




Table III - Statement showing Shareholding pattern of Public Shareholder as on 31-03-2017

Sl. No.	Category & Name of the Shareholders (I)	PAN (II)	No. of Shareholders (III)	No. of fully paid up equity shares held (IV)	Partly paid up equity shares held (V)	No. of shares underlying Depository Receipts (VI)	Total Nos. shares held (VII) = (IV) + (V) + (VI)	Shareholding % (calculated as per SCRR, 1957) As a % of (A+B+C2) (VIII)	No. of Voting Rights held in each class of securities (IX)			No. of share underlying convertible securities (including warrants) (X)	Shareholding as a % assuming full conversion of convertible securities (As a % of diluted share capital) (XI) = (VII)+(X) as a % of (A+B+C2)	No. of locked in shares (XII)		No. of shares pledged or otherwise encumbered (XIII)		No. of equity shares held in dematerialized form (XIV)
									Class eg: X	Class eg: Y	Total			Total as a % of (A+B+C)	No. (a)	As a % of total shares held (b)	No. (a)	
1	Institutions																	
(a)	Mutual Funds / UTI																	
(b)	Venture Capital Funds																	
(c)	Alternate Investment Funds																	
(d)	Foreign Venture Capital Investors																	
(e)	Foreign Portfolio Investors																	
(f)	Financial Institutions / Banks																	
(g)	Insurance Companies																	
(h)	Provident Funds / Pension Funds																	
(i)	Any Other (Specify)																	
	<i>Sub Total</i>		500	12340			12340	1.122	12340	12340	1.122							
2	Central Government / State Government (s) / President of India																	
3	Non - Institutions																	
(a)	Individuals																	
	i. Individual Shareholders holding nominal share capital upto Rs. 2 lakhs																	
	ii. Individual Shareholders holding nominal share capital in excess of Rs. 2 lakhs																	
(b)	NBFCs registered with RBI																	
(c)	Employee Trusts																	
(d)	Overseas Depositories (holding DRs) balancing figure																	
(e)	Any other (specify)																	




Table III - Statement showing Shareholding pattern of Public Shareholder as on 31-03-2017

Sl. No.	Category & Name of the Shareholders (I)	PAN (II)	No. of Shareholders (III)	No. of fully paid up equity shares held (IV)	Partly paid up equity shares held (V)	No of shares underlying Depository Receipts (VI)	Total Nos. shares held (VII) = (IV) + (V) + (VI)	Shareholding % (calculated as per SCRR, 1957) As a % of (A+B+C2) (VIII)	No. of Voting Rights held in each class of securities (IX)			No. of share underlying convertible securities (including warrants) (X)	Shareholding as a % assuming full conversion of convertible securities (As a % of diluted share capital) (XI)=(VII)+(X) as a % of (A+B+C2)	No. of locked in shares (XII)		No. of shares pledged or otherwise encumbered (XIII)		No. of equity shares held in dematerialized form (XIV)
									Class eg: x	Class eg: y	Total			Total as a % of (A+B+C)	No. (a)	As a % of total shares held (b)	No. (a)	
3	Bodies Corporate		11	1060010	-	-	1060010	96.364	1060010	-	1060010	96.364	-	-	-	-	-	1000000
	JIT FINANCE PRIVATE LIMITED	AAACI6647H	1	200000	-	-	200000	18.181	200000	-	200000	18.180	200000	18.182	-	-	-	200000
	SILVERPOINT INFRA TECH LIMITED	AAECS4679L	1	200000	-	-	200000	18.181	200000	-	200000	18.180	200000	18.182	-	-	-	200000
	LINKLINE CONSTRUCTION PRIVATE LIMITED	AACCL1073D	1	200000	-	-	200000	18.181	200000	-	200000	18.180	200000	18.182	-	-	-	200000
	SIDHANT FINANCIAL CONSULTANT PRIVATE LIMITED	AALCS3388P	1	200000	-	-	200000	18.181	200000	-	200000	18.180	200000	18.182	-	-	-	200000
	MANIMUDRA MARKETING PRIVATE LIMITED	AAGCM6265J	1	200000	-	-	200000	18.181	200000	-	200000	18.180	200000	18.182	-	-	-	200000
	Sub Total		511	1072350	-	-	1072350	97.486	1072350	-	1072350	97.486	1072350	97.486	-	-	-	1072350
	Total Public Shareholding (B) = (B) (1)+ (B) (2)+ (B) (3)		511	1072350	-	-	1072350	97.486	1072350	-	1072350	97.486	1072350	97.486	-	-	-	1072350



Table IV - Statement showing Shareholding pattern of the Non Promoter - Non Public Shareholder as on 31-03-2017

Sl. No.	Category & Name of the Shareholders (I)	PAN (II)	No. of Shareholders (III)	No. of fully paid up equity shares held (IV)	Partly paid up equity shares held (V)	No of shares underlying Depository Receipts (VI)	Total Nos. shares held (VII) = (IV) + (V) + (VI)	Shareholding % (calculated as per SCRR, 1957) As a % of (A+B+C2) (VII)	No. of Voting Rights held in each class of securities (IX)			No. of share underlying convertible securities (including warrants) (X)	Shareholding as a % assuming full conversion of convertible securities (As a % of diluted share capital) (XI)=(VII)+(X) as a % of (A+B+C2)	No. of locked in shares (XII)		No. of shares pledged or otherwise encumbered (XIII)		No. of equity shares held in dematerialized form (XIV)
									Class eg: x	Class eg: y	Total			Total as a % of (A+B+C)	No. (a)	As a % of total shares held (b)	No. (a)	
1	Custodian / DR Holder																	
2	Employee Benefit Trust (under SEBI (Share Based Employee Benefit) Regulations, 2014)																	
	Total Non Promoter - Non Public Shareholding (C) = (C)																	
	(1) + (C) (2)																	

